




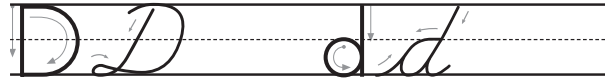
a

# Time to practice

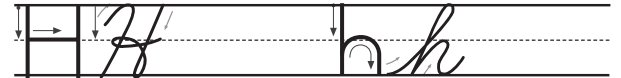
Listen, circle and write.





dog




hand






Blank handwriting lines for practice.






Blank handwriting lines for practice.



Blank handwriting lines for practice.



Blank handwriting lines for practice.



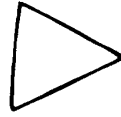
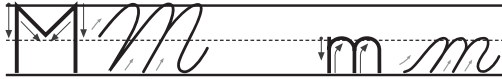


# Time to practice

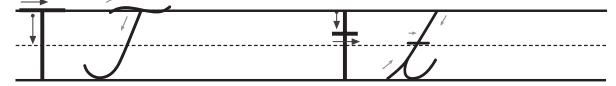
Listen, circle and write.




mouth



triangle






Blank handwriting lines for the first row of the 'mouth' section.



Blank handwriting lines for the second row of the 'mouth' section.




Blank handwriting lines for the third row of the 'mouth' section.

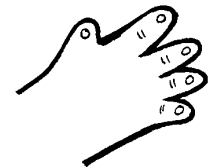



Blank handwriting lines for the fourth row of the 'mouth' section.

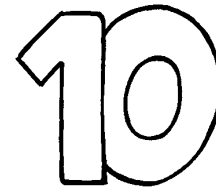
Blank handwriting lines for the first row of the 'triangle' section.



Blank handwriting lines for the second row of the 'triangle' section.



Blank handwriting lines for the third row of the 'triangle' section.



Blank handwriting lines for the fourth row of the 'triangle' section.



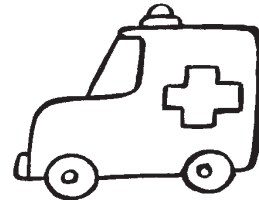








Blank handwriting lines for the fifth row of the 'triangle' section.



# Time to practice


Listen and write the initial letter.






# Who is this?


Trace the words. Colour the pictures.




dad




grandma




brother



mum



uncle




aunt



cousin



grandpa



sister



# What's missing?

Match the circles at the bottom with the empty ones in the picture.

